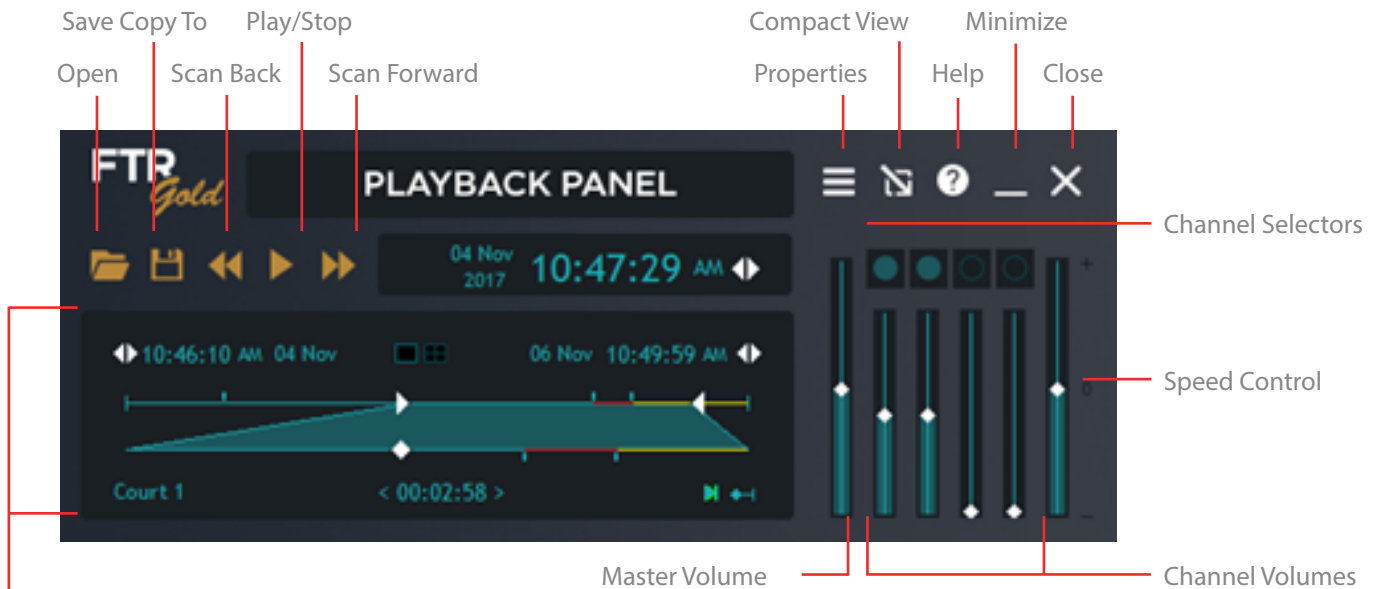
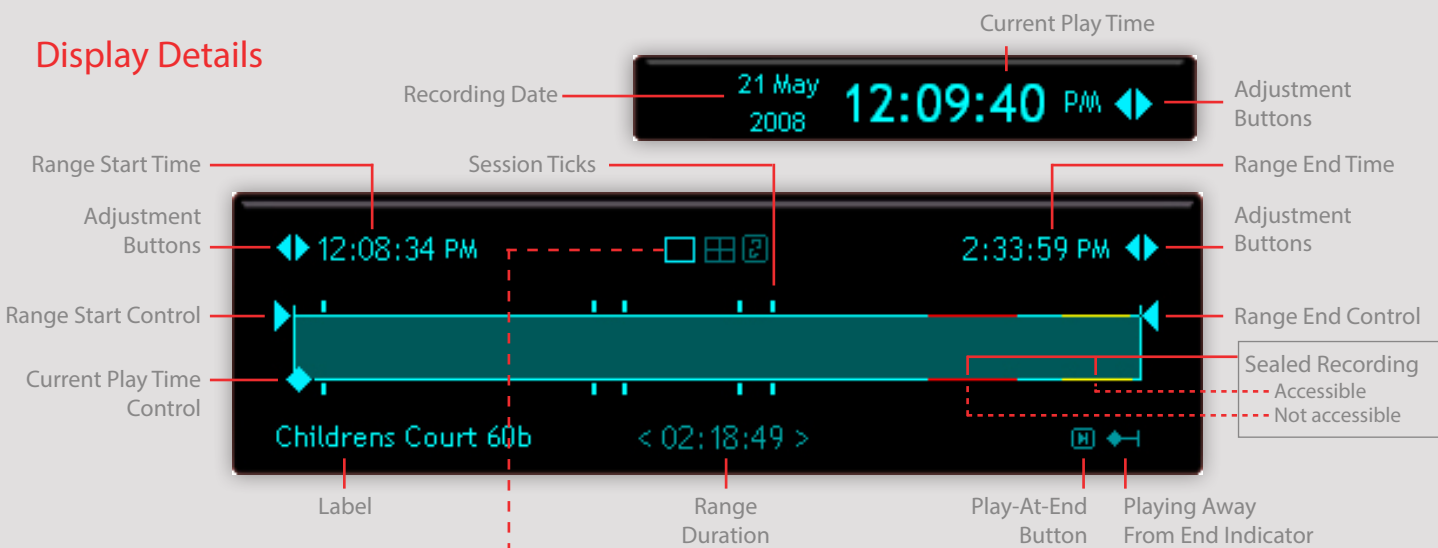




Normal View



Display Details



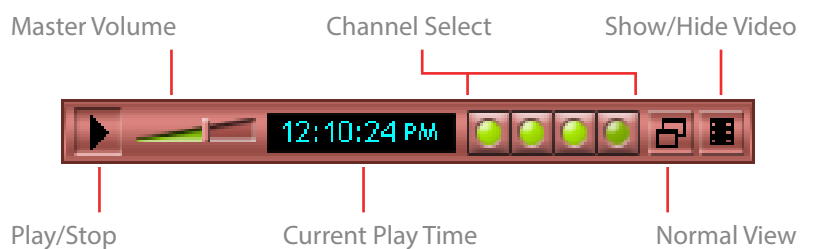
Video Available - Click to show/hide the video window/s.

A recording may have multiple video streams. Video streams can be opened in one video window or in separate windows.

Video Window



Compact View



To Play

1. Click the Open button.
2. From the Open dialog box navigate through Search Folders, Date Folders and Label Folders until you reveal the required recording.
3. Double click the required recording, or select it and click Open.
4. Click Play or depress the play switch on the foot control to play.
5. Click Play or release the play switch on the foot control to stop play.
6. Click Scan Forward or depress the foot control fast forward switch to move rapidly forward.
7. Click Scan Back or depress the foot control rewind switch to move rapidly back.
8. Drag the Master Volume Control up or down to adjust the overall volume, or drag the Channel Volume Controls up or down to adjust individual channels.

Keyboard Shortcuts		
Description	Keys(s)	
Open	CTRL + F6	
¹ Play - start and stop	F2	
¹ Play speed ³	² User Assigned	
¹ Master Volume	CTRL + ↑ OR ↓	
¹ Scan Back	F4	
¹ Scan Forward	F5	
¹ Jump Back	² User Assigned	
¹ Jump Forward	² User Assigned	
Move Current Play Time to day end	ALT + END	
Select Current Play Time Display	ALT + 1	
Select Range Start Time Display	ALT + 2	
Select Range End Time Display	ALT + 3	
¹ Switch Normal/Compact View	CTRL + ALT + V	
⁴ If the channel is on, it stays on while all others are turned off. If the channel is off, it is turned on while all others remain the same.	¹ Channel 1	CTRL + 1
	¹ Channel 2	CTRL + 2
	¹ Channel 3	CTRL + 3
	¹ Channel 4	CTRL + 4
	¹ Channel 5	CTRL + 5
	¹ Channel 6	CTRL + 6
	¹ Channel 7	CTRL + 7
	¹ Channel 8	Ctrl + 8
	¹ All On	Ctrl + 0

¹ These default keyboard shortcuts are global and operate regardless of which program you are using. They can be changed in player properties. All global keyboard shortcuts are available in both Normal and Compact View.

² No default shortcuts are assigned for these functions. If required, please set them in player properties.

³ Play speed controls are not available when Playing At End.

⁴ The keyboard shortcuts for channel selection operate differently to the mouse and are designed for transcript typists to make voice isolation quicker.